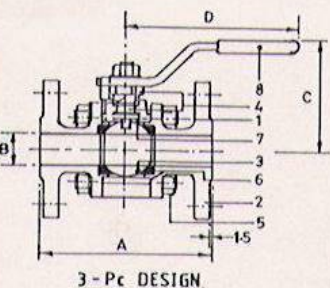
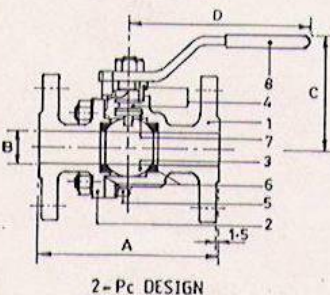
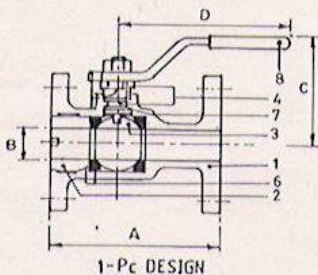




# FULL BORE BALL VALVE FLANGED



## DESIGN FEATURES

- BUBBLE TIGHT SHUT-OFF (ZERO LEAKAGE).
- SUPERIOR QUALITY CASTING (INVESTMENT CASTING) BETTER GRAIN STRUCTURE TO ASTM NO 7-9 AT 100x EQUIVALENT TO FORGING MATERIALS AS AGAINST SAND CASTING NO.5-7 AT 100x.
- FULL BORE BALL - MIRROR FINISH.
- BLOW OUT PROOF STEM.
- QUARTER TURN OPERATION.
- LEVER INDICATES FLOW DIRECTION.
- REPLACEABLE SPARES AVAILABLE.
- ONE YEAR WARRANTY AGAINST ANY MANUFACTURING DEFECTS.

## DIMENSIONS (MM)

SIZE	15	20	25	40	50	65	80	100
A	108	118	127	165	178	190	203	229
B	12.7	19	25	38	50	63.5	76	100
C	80	95	105	125	135	145	180	180
D	150	155	185	265	265	265	380	380

## TEST PRESSURE

	HYDRAUSTATIC	PNEUMATIC
SHELL	425 PSI OR 30 Kg/Cm <sup>2</sup>	---
SEAT	300 PSI OR 21 Kg/Cm <sup>2</sup>	80 PSI

## MATERIAL OF CONSTRUCTION

PART NAME	MATERIALS				
BODY	CAST IRON	ASTM A-216 GR.WCB	ASTMA351 GR. CF8	ASTMA351 GR. CF8M	ASTM A-351 GR. CN 7M
ADAPTOR	ASTM A-351 GR. CF 8		GR. CF8M	GR. CN7M	
BALL	ASTM A-351 GR. CF 8		GR. CF8M	GR. CN7M	
STEM	AISI SS.304		AISI SS.316		
STEMNUT	AISI SS.316				
STUDS & NUTS	ASTM A 193 GR. B7-A194 GR.2H/ SS.304/SS.316				
SEAT	PTFE				
BODY Seal	PTFE				
STEM Seal	GF T				
LEVER	CS (FABRICATED) OR SS.304/SS.316				

## VALVE STANDARDS

PRESSURE RATING	: ASA 150 LBS
DESIGN	: BS 5351
FACE TO FACE	: ANSI B 16.10
FLANGE DIMENSIONS	: ANSI B 16.5 OR BS:10 TABLE D,E,F.
TEST PRESSURE	: BS 6755
SIZE RANGE	: 15 mm TO 300mm



## S. R. STEELS

A/1-BONANZA INDUSTRIAL ESTATE, CHAKRAVARTY ASHOK ROAD,  
KANDIVALI (EAST), MUMBAI-400 101.  
FAX-8875 760, PHONE 8873654.

SCALE	DRAWN	SANDEEP	25/8/99
✓	DESIGNED		
	CHECKED		
	APPROVED		

DRG. NO. **SR4 - 1019**

REV. NO.

0